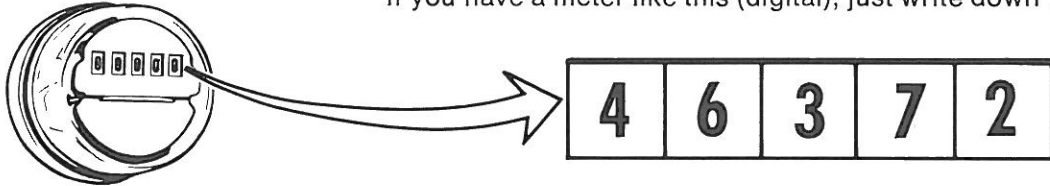



When you read your ELECTRIC METER

If you have a meter like this (digital), just write down the numbers.



Look! some of the hands turn right and some turn left.


Your meter may look like this (dials). Write down the last number the hand has passed.




Take the last reading from the new reading.

46372 new reading
45109 last reading
1263 amount of kilowatthours you have used

This is the way to read a meter. But there is one more thing. If a hand is right on a number and you don't know if it has passed or not, then do this. Look at the dial to the right. Has the hand passed 0?



If this dial on the right *has passed* 0, write down the number the hand on the left is pointing to. In this case "7".



If the dial on the right has *not* passed 0, write down the number the dial on the left has just passed. In this case "6".

WEEK OF:

METER READING

_____	_____
_____	_____
_____	_____
_____	_____
_____	_____
_____	_____
_____	_____
_____	_____
_____	_____
_____	_____



Tennessee Valley Authority

Office of Power
Division of Conservation and Energy Management
TVA/OP/C&EM-87/77